

ENDURE™

PATIO DOORS



STUNNING ENERGY EFFICIENCY



ProVia
THE PROFESSIONAL WAY



PROVIA BUILDS PATIO DOORS THE PROFESSIONAL WAY

ProVia has developed a competitive position by catering to a niche within the patio door market that demands a high degree of customization coupled with supreme quality. Our company defines the products that meet this demand as “professional-class.”

We have found success by adhering to a set of core values that guide us to develop rewarding, long-term relationships with our employees, customers and homeowners.

— WE SERVE, BY CARING FOR —
DETAILS
IN WAYS OTHERS WON'T

IT HAS LED US TO EXACTING STANDARDS

If you ask around, you'll find attention to detail is what our customers have come to appreciate and expect from the ProVia brand. Our company is family-owned and faith-based with an intense focus on producing Professional-Class products.

ProVia feels so strongly about the performance and workmanship of our new patio door system—built by skilled craftspeople with state-of-the-art manufacturing processes—that it's backed with a Lifetime Limited Warranty. The warranty is even transferable to a subsequent owner. You can visit our website www.proviaproducts.com for details.

We're building your patio doors and our company to last a lifetime...that's The Professional Way.



MAKE YOURSELF COMFORTABLE

The Endure™ Patio Door Series has been independently tested to meet strict energy efficiency standards and is ENERGY STAR® Certified. Endure brand patio doors come standard with Comfortech™ Warm Edge Glazing, a high-tech glass package that measurably improves thermal performance—for less heat loss, warmer glass temperatures and reduced interior condensation.



FINDING YOUR
**COMFORT
ZONE**

You could be using much less energy to stay warmer in the winter, cooler in the summer, and just be more comfortable all year round.


Endure patio doors give you the comfort of maximum energy efficiency, while at the same time displaying stunning beauty.

PEACE OF MIND



We understand the importance of being comfortable. Therefore, we guarantee what we manufacture. So relax knowing that we have you covered with one of the best warranties in the market.

Our Lifetime Limited Warranty on materials and workmanship includes glass breakage and seal failure and is transferable to one subsequent owner. Visit our website www.proviaproducts.com for more details.



— ENERGY STAR® CERTIFIED PRODUCTS —

A SMART CHOICE

SAVE ENERGY • PROTECT OUR ENVIRONMENT



Endure Patio Doors with
Standard Configuration Meet
ENERGY STAR Certification
Criteria Nationwide

ENERGY STAR is a U.S. Environmental Protection Agency (EPA) voluntary program that helps businesses and individuals save money and protect our climate through superior energy efficiency.

ProVia is committed to manufacturing Endure patio doors using the highest quality frame and sash designs along with energy efficient glazing systems.

ProVia also promotes up-front verification to ensure our products meet or exceed the EPA's certification, and that your new patio doors will provide the exact energy efficiency you expect from ProVia.

HIGHER PERFORMANCE

ENDURE™ BRINGS INNOVATIVE ENGINEERING, BEAUTY & ENERGY EFFICIENCY

With ProVia patio doors, you come out ahead. Your real comfort comes when you discover just how well your patio door keeps unwanted heat and cold out of your home. Endure components are inventively designed, and come together to create one of the most energy efficient patio doors on the market today.

The frame and sash construction exceed industry standards, and are tested against the most stringent requirements for air and water infiltration, wind load resistance, ease of operation, forced entry and much more.



We can stop those wasteful drafts

When you feel air moving through your patio doors, you know you're not only wasting energy, you are losing hard-earned money. Endure patio doors maximize reduction of air infiltration with weatherstripping.



True maintenance freedom

Performance at ProVia goes beyond superior energy efficiency. Endure patio doors are also designed to require very little maintenance. The vinyl in the frame and sash resists chipping, cracking, peeling, pitting or blistering.

CERTIFIED
WIND LOAD PRODUCTS

Meet or exceed testing standards required by the Florida Building Code.



IMPACT SHIELD
PRODUCTS

Feature laminated glass and can withstand repeated blows from wind-borne debris or unwanted intruders.



ENERGY STAR® Certified In All 50 States.			
Does this door meet the criteria for its glazing level? (Check only one box)			
For:	U-factor	SHGC	Yes
Opaque	≤ 0.21	Any	
W or 1/2 Lite	≤ 0.27	≤ 0.30	
W or Full Lite	≤ 0.32	≤ 0.30	<input checked="" type="checkbox"/>
 ProVia Endure 2-Lite Patio Door Comfortech DLA - UV Double Glaze - Low-E w/Argon Frame: Vinyl CERTIFIED			
ENERGY PERFORMANCE RATINGS			
A U-factor (U ₀)	0.28	B Solar Heat Gain Coefficient (SHGC)	0.20
ADDITIONAL PERFORMANCE RATINGS			
C Visible Transmittance	0.46	D Air Infiltration (primary)	≤ 0.3
E Condensation Resistance	60		
<small>Manufacturer: Operable First-Class®; conforms to applicable NFRC procedures for determining energy product performance. NFRC ratings are determined for a range of standard environmental conditions and a specific product size. NFRC does not guarantee any product size shall meet the standards of any product for any specific use. Contact manufacturer directly for other product performance information. 2020-01-01</small>			

ENERGY STAR - NFRC Label - What You Need to Know


- A U-Factor** – Insulating value of the entire window system. Lower numbers reflect better insulating value.
- B Solar Heat Gain Coefficient (SHGC)** – Amount of heat from the sun passing through the glass. Lower numbers show glass is keeping heat from entering your home.
- C Visible Transmittance** – Amount of visible light passing through the glass. Higher numbers show glass is allowing more light to enter your home.
- D Air Infiltration** – How much air is entering or escaping through the window. Lower numbers show air is kept from entering or escaping.
- E Condensation Resistance** – Amount of moisture it takes for glass to condensate when exposed to extreme interior and exterior temperature changes. Higher numbers show better resistance to condensation.

CONSTRUCTION

The Endure patio door's standard features are the details that count.




Galvanized steel reinforced panels ensure rigidity and stable operation.



Sill is reinforced with galvanized steel. Pair that with our patented water draining system, and it results in an efficient and durable base for our patio door.

Strong, multi-chamber profiles with Neopor® insulation and 5 3/8" frame depth offer greater thermal efficiency and increased sound abatement.



Suspended by ball bearing rollers this top-hung heavy-duty aluminum screen frame with UltraVue™ fiberglass mesh reduces binding, creating effortless operation.

The vent lock adds peace of mind when you want to leave the door open for ventilation yet keep would-be intruders out.



Patented sliding system features four adjustable 1" wheels per operating panel to ensure smooth, easy and quiet operation.

Spring-loaded latch system automatically engages upon closing. Latch also includes interior locking feature. UltraVue™ fiberglass mesh is standard, heavy-duty fiberglass or aluminum mesh is optional.



Fixed and mobile panel rails meet and interlock perfectly, making removal from the outside virtually impossible. Lower sill design provides safer entry and exit.

Endure Patio Door 72" x 82"

Test	Test Specification	Results
Air	AAMA/WDMA/CSA 101/I.S.2/A440-08 par. 5.3.2.2 & ASTM-E283-04	0.04 cfm/ft ²
Water	AAMA/WDMA/CSA 101/I.S.2/A440-08 par. 5.3.3.2 & ASTM-E547-00 (2009)	9.00 psf
Structural	AAMA/WDMA/CSA 101/I.S.2/A440-08 par. 5.3.4.3 & ASTM-E330-02 (2010)	R-DP55 148mph

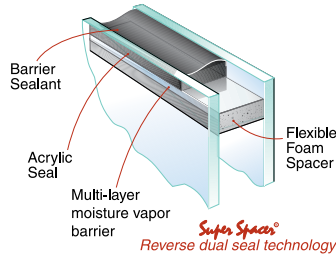
Test data is a result of sizes shown, configurations and lab conditions of a certified independent third party laboratory.

GLASS

LIFETIME
 – LIMITED WARRANTY –
 Includes Glass Breakage
 and Seal Failure

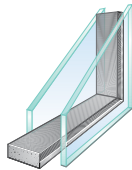
Most of your new patio door is glass...that's why we feature the ComforTech™ Warm Edge Glazing System featuring Super Spacer® on all Endure patio doors. This offers you reduced heat loss, warmer glass temperature and reduced interior condensation. All our ComforTech products have passed stringent testing and are IG Certified to insure our seals are durable and will not leak.

ComforTech™ Warm Edge Glazing System



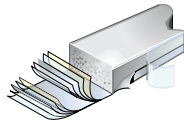
The No-Metal Advantage

Thermal efficiency through no presence of conductive metals is the Super Spacer hallmark.



Mylar 10-Layer Vapor Barrier

The Super Spacer thermoset foam matrix is exceptional. Moisture is kept out, gas is kept in and conductivity is virtually nonexistent.



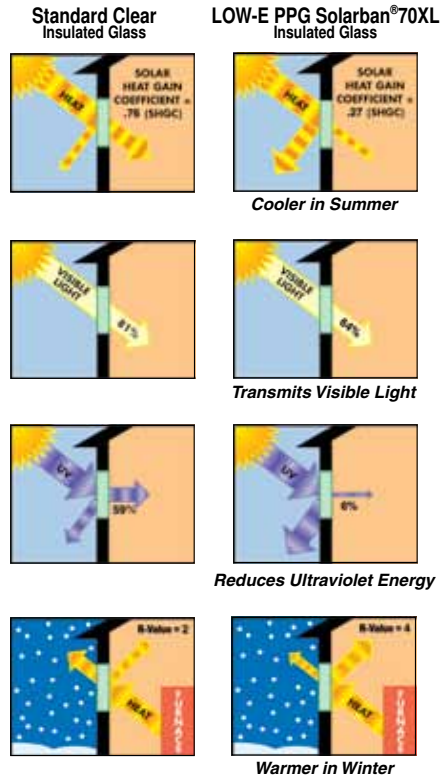
Lasting Appearance

The design of our Warm Edge Glazing System stands up to the bending and bowing that is natural in any glass unit.



Enhanced Noise Reduction

Our all-foam formula's excellent sound-dampening properties reduce outside noise, even in industrial environments.



Why Less Condensation Is Important



Condensation is unsightly and can damage wood trim and walls.


In winter, many people humidify their homes. If they didn't, health

and skin complexions would suffer. However, increasing humidity can cause window condensation.

Condensation can also be caused by traditional, highly-conductive metal spacers, leading to lower perimeter edge temperatures. As a result, negative consequences can occur such as:


- Damaged wood, peeling paint and rotting frames
- Can contribute to mold growth
- Looks unsightly

Comfortech TLK-UV
R-VALUE OF 9



- Ultimate energy savings in a triple glazed unit
- High Performance Low-E coating with increased UV protection applied to two surfaces of glass
- Both insulating chambers are filled with Krypton gas
- 1" IGU thickness

Comfortech TLA-UV
R-VALUE OF 6




- Combat colder weather with triple glazing
- High Performance Low-E coating with increased UV protection applied to two surfaces of glass
- Both insulating chambers are flooded with Argon gas
- 1" IGU thickness

Comfortech DLA-UV-HC
R-VALUE OF 5



- Enhanced double glazed package
- High Performance Low-E coating applied to one pane of glass
- Hardcoat Low-E applied to one pane of glass offering better solar heat gain performance
- Space is flooded with Argon gas
- 1" IGU thickness

Comfortech DLA-UV
R-VALUE OF 4



- High Performance Low-E coating with increased UV protection applied to one surface of glass
- Space is flooded with Argon gas
- 1" IGU thickness

What are the advantages of increased UV protection?

Cooler in Summer:
SHGC* for DLA-UV is 65% better than clear glass and 30% better than DLA.

Increased Fade Protection:
DWT** for DLA-UV is 43% better than clear glass and 23% better than DLA.

* SHGC = Solar Heat Gain Coefficient

** DWT - Damage Weighted Transmittance, is calculated according to a function called Tdw-ISO, developed by the International Standards Organization (ISO) and published by the International Commission on Illumination (CIE), the world's leading technical organization on lighting and illumination. The Tdw-ISO calculation measures fading risk from solar radiation across the entire solar light spectrum, from Ultra-Violet light (280-380 nanometers) through visible light (390-780 nanometers). According to the CIE standard, which is considered more comprehensive than Ultra-Violet rating alone, our UV glass packages can minimize fading damage across the entire solar spectrum more effectively than glass designed primarily to block Ultra-Violet light.

- All R-Values are based on center of glass calculations using software from Lawrence Berkeley National Laboratory.

BEAUTY

Patio Door and Internal Grid Colors

Endure offers appealing woodgrain interior colors with popular exterior colors.

Euro White	Euro White / Classic Oak	Euro White / Dark Oak	Euro White / Traditional Cherry	
Beige	Beige / White*	Beige / Classic Oak	Beige / Dark Oak	Beige / Traditional Cherry
Sandstone	Sandstone / White*	Sandstone / Classic Oak	Sandstone / Dark Oak	Sandstone / Traditional Cherry
Classic Bronze / Euro White	Classic Bronze / Classic Oak	Classic Bronze / Dark Oak	Classic Bronze / Traditional Cherry	

* Laminated with grained texture

Please refer to color selector for accurate color representation.

Internal Grids

Available on all patio door styles. Additional grid patterns available, see price list for more information.

Grid Types



Contoured

Flat



Internal Grids (Triple Glazed Glass)

Internal Grids with triple glazed glass are placed between two glass surfaces with the added efficiency of a third pane.



Internal Grids (Double Glazed Glass)

Internal Grids with double glazed glass are placed between the two panes of glass.

Sample Grid Patterns



Colonial 2V5H



Cottage 1V2H



Double Prairie Grids



Cottage TS-2V1H

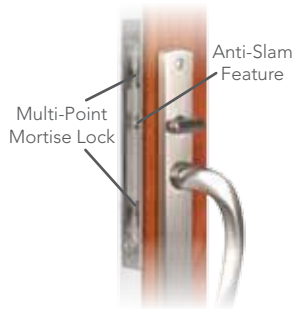


Single Prairie

HARDWARE

Our Endure Series patio doors come with multi-point mortise lock hardware.

Schlage™ C Keyway on all keyed locking handles allow single key entry for the entire house.



Standard Hardware



Optional Hardware with Keylock



Keyed hardware also available with White interior and Beige or Sandstone exterior.



OPTIONS

Endure Series options allow you to customize your patio door with the look you want.

Internal Blinds*

- Blinds tilt, raise and lower using the convenient fingertip adjustment slides
- Easy to clean; no more dusting of blinds
- Available in White blinds only
- Available in 1, 2, 3 and 4 lite models (N/A in 50" x 80" or 96" x 80" sizes)

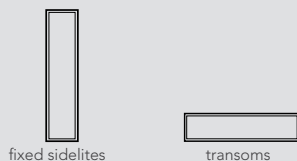
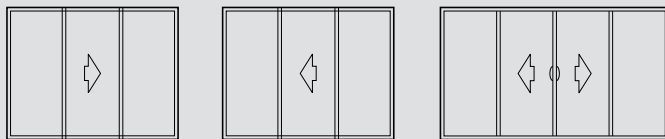
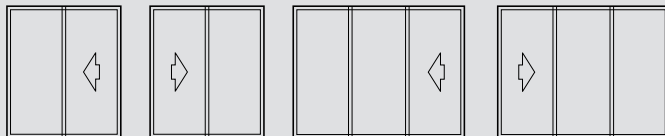


*Internal Blinds provide exceptional privacy and light control, however, Patio Doors with Internal Blinds are only available with clear glass and are not ENERGY STAR certified.



Configuration

Available in 2, 3 or 4-panel configurations and standard or custom sizes. All 8' wide units can be ordered assembled or knock-down.



CERTIFIED WIND LOAD PRODUCTS

Only available in 2-panel configuration in Certified Wind Load regions. Sidelites and transoms must be installed in a separate opening or use approved engineering mulls.



IMPACT SHIELD
PRODUCTS

Only available in 2-panel configuration in Impact Shield regions. Sidelites and transoms are NOT available.

GLASS OPTIONS

Privacy Options

In some situations, your home requires the addition of Privacy glass to allow light to filter in, while keeping a high level of privacy.



CHINCHILLA (CHI)




TAFFETA (TAF)



WATERFALL (WAT)



GLUECHIP (GLC)



OBSCURE PEBBLE (OBS)

Tint Options

Our tinted glass can help reduce on UV transmittance, solar heat gain and glare.



Gray Tint (Solargray®)

- Excellent glare control
- Exceptional protection against interior fabric and color fading
- Dark gray appearance
- Solar Performance (reduces solar heat gain)
- Ultra Violet light protection



Green Tint (Solexia®)

- Light green tinted glass
- Subdues interior brightness
- High visible light transmittance



Bronze Tint (Solarbronze®)

- Solar Performance (reduces solar heat gain)
- Reduces glare
- High visible light transmittance
- Warm glow to interior decors
- Complements brick and stone facades
- Exterior subtle richness



Azuria® Tint

- Beautiful aquamarine appearance
- Low shading coefficient
- High visible light transmittance
- Solar performance (reduces solar heat gain)

ACCESSORIES

ProVia offers many exterior accessories to achieve a completely finished look for your home. Can be ordered factory-installed or shipped loose. Available in White, Beige, Sandstone or Classic Bronze.



Brickmold with Nail Fin



Double Cover
Not available in Classic Bronze



Groove Nail Fin



0° Mullion



Stucco Flange



Reflections of Your Imagination

Inspirations Art Glass allows you to do just what the name suggests, let your doors and windows reflect the inspiration of your imagination with your choice of design and color.

Designs:

The process begins with conceptual design. Our beautiful Inspirations Art Glass styles originated from the imagination of our in-house designers.

Resin Bead:


The design pattern is created on our computer software, and sent to a CNC machine which applies a resin bead to the surface of the glass in one of our four stylish colors.

Color Fill:

The color fill truly brings the glass to life. Five distinct color palettes are offered empowering you to perfectly reflect the personality of you and your home. Our craftsmen hand-apply this color fill to your glass.


Our Guarantee:

The resin bead and color fill are backed by our Lifetime Limited Warranty, and will not fade, blister or peel away from the glass.



To See More Inspirations:

Ask to see our Inspirations Art Glass brochure for available styles and color palettes, or use ProVia Studio to create custom color palettes and design your dream patio door.



Design it Your Way!


Wishing you could rearrange colors? Now you can. Design your own unique color palette just the way you want it.

Contact Customer Service for details at 877-389-0835.

Coral Reef Color Palette



Caribbean Color Palette



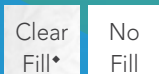
Vineyard Color Palette



Timberland Color Palette



Sedona Color Palette



We also offer four resin bead colors:



Silver resin bead



Black resin bead



Gunmetal resin bead



Clay resin bead

Combine your favorite color palette and bead color with your choice of design to show your personality on your home's entryways and windows.

* Increases transparency on textured glass and resembles aged glass

NOTE: Due to the translucent nature of glass and the printing process, these colors may vary slightly from actual product. For accurate color representation, ask to see glass samples.

OUR PRODUCTS



DOORS



WINDOWS

— WE SERVE, BY CARING FOR —
DETAILS
IN WAYS OTHERS WON'T

Across ProVia's complete line of products, you can be confident we put the same care into every detail of doors, windows, siding and stone.





SIDING

STONE



At ProVia, we care about our customers as much as we do the products and services we meticulously provide. We combine old-world craftsmanship with state-of-the-art technology to deliver personalized care with every order. We invite you to experience

ProVia's full line of products crafted The Professional Way - which includes the industry's best in doors, windows, siding and stone.

Look at our full line of products at:

www.proviaproducts.com

ENDURE™

PATIO DOORS

“To serve, by caring for details in ways others won’t.” It’s not just our mission, but a way of letting our light shine every day at ProVia. We continually strive to put these words into action by providing unmatched quality and service. The P-icon symbolizes each employee’s commitment to devoting the utmost care, pride and quality into each building product we manufacture...it’s The Professional Way.



THE PROFESSIONAL WAY

Doors • Windows • Siding • Stone
www.proviaproducts.com

© 2015 ProVia
P-MK-02650-15 7/15 4M

Distributed by: