

ENDURE PATIO DOORS  
**GUIDA**<sup>®</sup>  
INC.  
DOOR & WINDOW



ENDURE<sup>™</sup>  
**PATIO DOORS**

**SHOWN ON THE COVER**

White Endure™ 3-Lite Patio Door  
with Black Signature Hardware

**SHOWN ON THIS PAGE**

White 2-Lite Endure Sliding Patio  
Door with Contoured Internal Grids  
and Satin Nickel Signature Hardware

*Table of Contents*

Why Choose Vinyl .....	03	Understanding the NFRC Label.....	13
Patio Door Features.....	04	Privacy and Tint.....	14
Colors.....	06	Grids.....	15
Hardware.....	08	Internal Blinds .....	17
Insulated Glass Units.....	10	Art Glass.....	18
Super Spacer® .....	11	Discover More.....	22
Glass Packages.....	12		



# THE PROFESSIONAL WAY

ProVia® caters to a niche within the door market that demands a high degree of customization coupled with outstanding quality. Our company defines the products that meet this demand as "professional-class." We have found success by adhering to a set of core values that guide us as we develop rewarding, long-term relationships with our employees, customers and homeowners.



**Our Mission: To Serve, By Caring  
for Details In Ways Others Won't**



**DOORS | WINDOWS  
SIDING | STONE | ROOFING**



**Doing Business Since 1977**



**2,000+ Associates Nationwide**



**Multi-Time ENERGY STAR®  
Partner of the Year Award Winner**



**Serving Alongside "8 Days of  
Hope" helping Rebuild Homes,  
Communities and Lives**



**2,100,000 sq. ft Total  
Manufacturing / Warehouse Space**



**11,000 Tons of Metals, Paper,  
Glass and Vinyl ( Siding)  
Recycled Annually**

## INDUSTRY ASSOCIATION

ProVia is a proud member of the Door Manufacturers Association (WDMA) and American Architectural Manufacturers Association (AAMA) - leading voices in our industry. As such, we support advocacy in building code and ASTM standard arenas, quality materials, installation and design in Doors and Windows.



## ACCREDITATION AND TESTING

ProVia products are voluntarily third-party tested and rated in several energy performance categories through the National Fenestration Rating Council and meet or exceed standards governed by the American Architectural Manufacturers Association.





2-Lite Patio Door in Sandstone

# WHY CHOOSE VINYL

## *Your Versatile Patio Door Solution*

Endure™ patio doors are constructed of an exclusive PVC formula, consisting of a unique mixture of resin and additives. A vinyl extrusion ensures long-lasting color retention and low maintenance, plus the added confidence of a warranty against rotting, cracking, pitting, corroding and peeling. The PVC formula gives the Endure patio door a very durable and rigid frame. The Endure patio door is truly a unique product, offering both solid vinyl and woodgrain laminate colors to suit your needs.

Customize your patio door by choosing the size, number of panels, interior and exterior colors, hardware finish and glass package. The design options are virtually endless!

## *What to Expect with Your Endure Patio Door*

Galvanized Steel Reinforced Panels and Sill

FineLine™ Technology Welded Corners (Standard on Laminated Units)

Patented Water Drainage System

Multi-Chamber Profiles with Neopor® Insulation

Patented Sliding System with 4 Adjustable 1" Wheels per Panel

Top-Hung Aluminum Screen Frame with BetterVue® Fiberglass Mesh

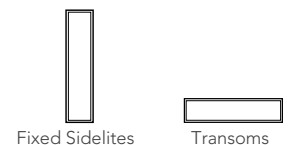
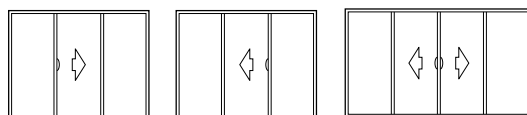
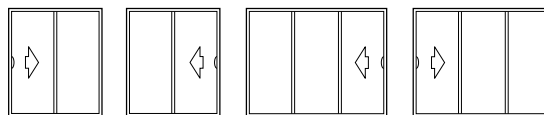
Spring-Loaded Screen Latch System Automatically Engages Upon Closing

Proprietary AccuVent™ Allows Multiple Venting Options

Perfectly Interlocking Fixed and Mobile Panel Rails

## *A Patio Door to Fit Your Home*

Two, Three or Four Panel Options



**LIFETIME**  
— LIMITED WARRANTY —

# PATIO DOOR FEATURES


Endure™ patio doors can be completely customized to fit your home. Everything from the size of the door, the interior and exterior colors, hardware finishes, glass packages and other glass options can be chosen by you.



# The Components



**FINELINE™ TECHNOLOGY**  
This innovative welding process creates an aesthetically appealing corner. Standard on laminated and painted patio doors.



**REINFORCEMENT**  
Galvanized steel reinforces the panels and sill to ensure rigidity and stable operation.



**PATENTED WATER DRAINAGE SYSTEM**  
This allows water on the sill to drain to the exterior of the home.



**INSULATION**  
A graphite foam insulation is added to the frame, providing greater energy-efficiency and performance.



**SLIDING SYSTEM**  
A patented sliding system, featuring four adjustable 1" wheels per operating panel, allows the sash to glide effortlessly on the sill.



**ACCUVENT™**  
ProVia's® proprietary design featuring a sash lever combined with a top-mounted ratchet and lock system allowing multiple venting locations and peace of mind.



**ALUMINUM SCREEN FRAME**  
A rigid and durable frame that holds the screen mesh in place and is easy to slide within the screen track.




**SCREEN LATCH**  
A spring-loaded screen latch system automatically engages upon closing.




**BETTERVUE® FIBERGLASS MESH**  
This mesh is very durable and flame retardant, providing an enhanced view, increased insect protection and improved airflow.



**BARRIER-FIN WEATHERSTRIPPING**  
This weatherstripping provides a barrier against air, water, dust and noise.



**BULB SEAL WEATHERSTRIPPING**  
This weatherstripping prevents water from penetrating the foam cell structure and has a unique UV-resistant barrier.



**GLASS PACKAGE**  
Endure patio doors feature a 1" ComforTech™ Insulated Glass Unit. A DLA-UV glass package is standard. See page 12 for other options.

# COLORS

## Vinyl and Laminate Colors



## Available Color Combinations

		INTERIOR COLORS						
		White	Beige	Sandstone	Classic Oak	Dark Oak	Traditional Cherry	Black
EXTERIOR COLORS	White	✓			✓	✓	✓	
	Beige		✓		✓	✓	✓	✓
	Sandstone			✓	✓	✓	✓	✓
	Black	✓			✓	✓	✓	

TUFTEX™ Smooth Cladding available in White, Beige, Sandstone, Bronze and Black.

## Exterior Paint Finishes

Trending paint colors also available.



Upgrade your patio door so the interior, jamb pocket and exterior are all black. An all black patio door will come standard with a slightly Textured Matte Coal Black paint.

Opting for a painted exterior only gives you the choice between Coal Black and Textured Matte Coal Black paint options.

Ask to see our Paint Color Selector to see the difference.

Always refer to our color selector for accurate color representation.

## Custom-Matched Paint Colors

### How to Order Custom Painted Patio Doors

1. Visit a Sherwin Williams paint store and select a paint color of your choice.
2. Specify the selected color name and paint number from the paint color swatch at the time of order  
OR provide your dealer with a 3" x 3" sample of the selected color for ProVia to match.








Coal Black Exterior Painted 2-Lite  
Patio Door with Satin Nickel Signature  
Hardware and Internal Grids

# HARDWARE

Endure™ patio doors come standard with Multi-Point Mortise Lock hardware.

The Schlage® C Keyway on all keyed locking handles allow a single key entry for the entire house.



## *Signature Hardware*

### STANDARD FINISHES

without Keylock. May upgrade to Keylock



### DECORATIVE FINISHES

with Keylock



### MODERN HARDWARE

with Keylock



Signature keyed hardware also available with White interior and Beige, Sandstone, Black or Aged Bronze exterior.



Black Signature Hardware

# INSULATED GLASS (IG) UNITS

## LOW-E GLASS

Special coatings reflect infrared light, keeping heat inside in the winter and outside in the summer. They also reflect damaging ultraviolet light, which helps protect interior furnishings from fading.

## GAS FILLS

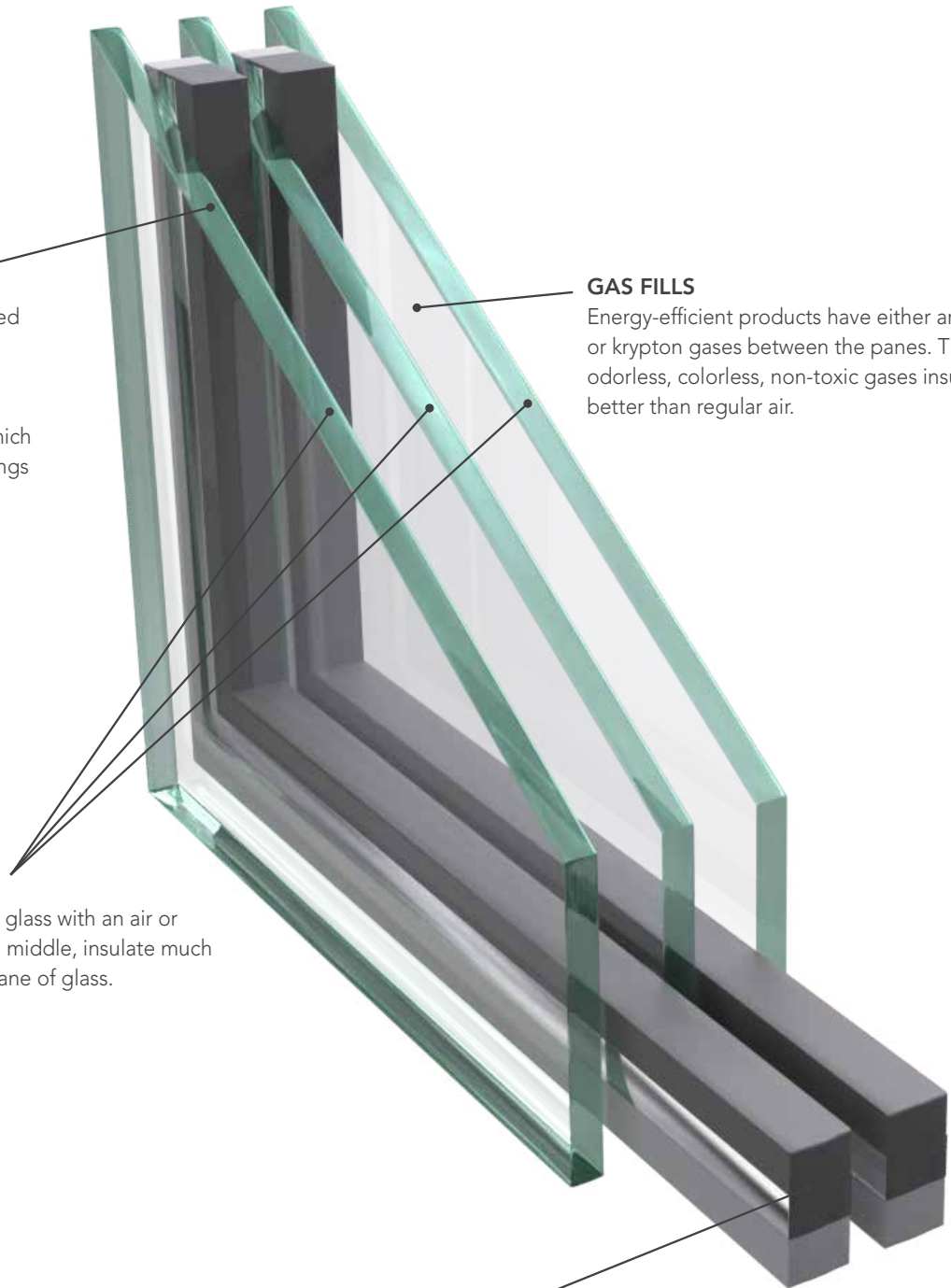
Energy-efficient products have either argon or krypton gases between the panes. These odorless, colorless, non-toxic gases insulate better than regular air.

## MULTIPLE PANES

Two or three panes of glass with an air or gas-filled space in the middle, insulate much better than a single pane of glass.

## WARM EDGE SPACERS

A spacer keeps the glass panes the correct distance apart. Non-metallic spacers insulate pane edges, reducing heat transfer through the glass.



# SUPER SPACER®

## *Between You And The Elements*

Warm edge technology is more than just a low-conductive product that helps make insulated glass units more thermally efficient. The warm edge spacer is the seal that keeps the glass package in patio doors from failing. Super Spacer is a dual-seal insulating glass system. This non-metal, structural foam spacer resists condensation, reduces energy costs, provides long-life durability and adds both comfort and value to your patio doors.

Super Spacer is better able to ensure NFRC ENERGY STAR® certification by providing the best thermal conductivity, the lowest U-Factor among dual-seal systems and the best durability available in the industry. The all-foam formula blocks the heat escape path, improves sound absorption over traditional metal spacers and lasts up to nine times longer in durability tests than single-seal units. The all-foam formula reduces the effects of temperature changes, barometric pressure, wind load and glazing pressure, resulting in less seal failure and fewer stress cracks.



### **ENHANCED NOISE REDUCTION**

The all-foam formula's excellent sound dampening properties reduce outside noise, even in industrial environments.



### **MYLAR 10-LAYER VAPOR BARRIER**

The Super Spacer thermoset foam matrix is exceptional. Moisture is kept out, gas is kept in and conductivity is virtually nonexistent.



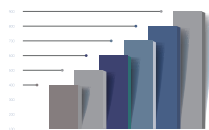
### **THE NO-METAL ADVANTAGE**

Thermal efficiency through no presence of conductive metals is the Super Spacer hallmark.



### **LASTING APPEARANCE**

The Warm Edge Glazing System stands up to the natural bending and bowing from temperature changes, barometric pressure and wind load.



### **IMPROVED STENGTH**

The P-1 test exposes units to 140°, 95-100% humidity and constant UV bombardment. Each week of testing is equal to one year of field use. Super Spacer survives with long term P-1 performance with a low seal failure history.



### **WARMEST EDGE**

Super Spacer provides the warmest edge among dual-seal systems with up to +14.4° F / 8° C warmer temperatures at the edge of the glass.

# COMFORTECH™ GLASS PACKAGES

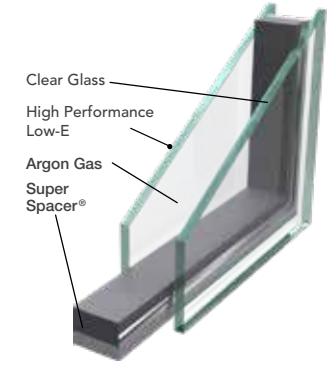
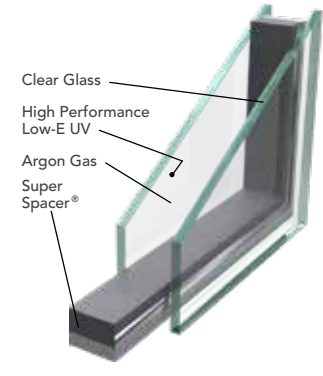
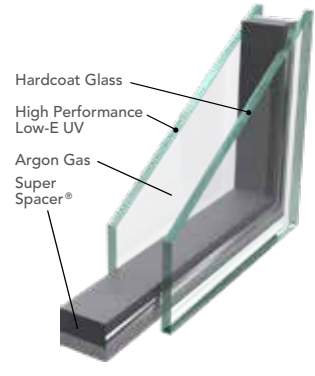
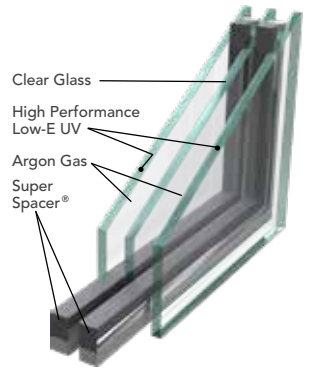
Standard for Endure™

TLA-UV

DLA-UV-HC

DLA-UV

DLA



R-Value of 6

R-Value of 5

R-Value of 4

R-Value of 4

Several other double and triple glazed glass packages are available, including with Krypton Gas (triple glazed only) as well as Hard Coat and Low-E options.

R-Value reflects center of glass data only for a 1" IG unit with double strength glass. Actual values will vary based on the patio door package chosen.

## ENERGY STAR®

There are some important things to note about what makes a patio door ENERGY STAR certified.

ENERGY STAR certified patio doors:

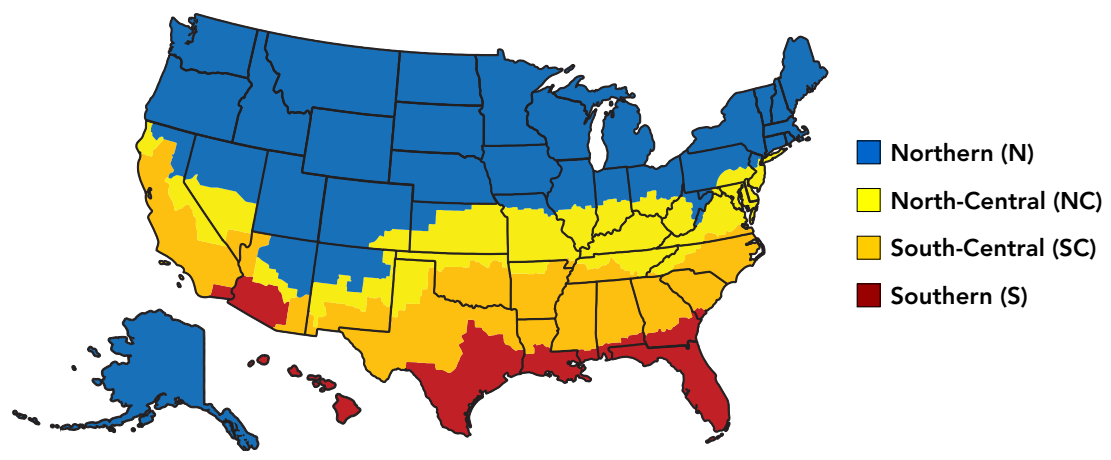
1. Are manufactured by an ENERGY STAR partner
2. Are independently tested, certified and verified by the National Fenestration Rating Council (NFRC)
3. Have NFRC ratings that meet voluntary energy efficiency guidelines set by the U.S. Environmental Protection Agency (EPA)

Though ENERGY STAR does not require any specific technologies, certain product features are common in many certified products.

Visit [energystar.gov](http://energystar.gov) to learn more.


### ENERGY STAR 7.0 REQUIREMENTS

Climate Zone	U-Factor	SHGC	
Northern	≤ 0.22	≥ 0.17	Prescriptive
	= 0.23	≥ 0.35	Equivalent Energy Performance
	= 0.24		
	= 0.25		
	= 0.26		
North Central	≤ 0.25	≤ 0.40	
South Central	≤ 0.28	≤ 0.23	
Southern	≤ 0.32	≤ 0.23	



# UNDERSTANDING THE NFRC LABEL

**ENERGY STAR® Certified in Highlighted Regions**



energystar.gov/windows ■ Certified

---

**NFRC**  
National Fenestration Rating Council  
CERTIFIED

**Endure**  
2-Lite Patio Door  
ComforTech TLA-UV  
Triple Glaze - Low-E w/Argon  
Frame: Vinyl      PRD-N-110-00299-00002

---

**ENERGY PERFORMANCE RATINGS**

U-Factor (U.S./I-P) <b>A</b> <b>0.25</b>	Solar Heat Gain Coefficient (SHGC) <b>B</b> <b>0.18</b>
<b>ADDITIONAL PERFORMANCE RATINGS</b>	
Visible Transmittance <b>C</b> <b>0.32</b>	Air Infiltration (cfm/ft²) <b>D</b> <b>≤ 0.3</b>
Condensation Resistance <b>E</b> <b>62</b>	—

Manufacturer stipulates that these ratings conform to applicable NFRC procedures for determining whole product performance. NFRC ratings are determined for a fixed set of environmental conditions and a specific product size. NFRC does not recommend any product and does not warrant the suitability of any product for any specific use. Consult manufacturers literature for other product performance information. - www.nfrc.org

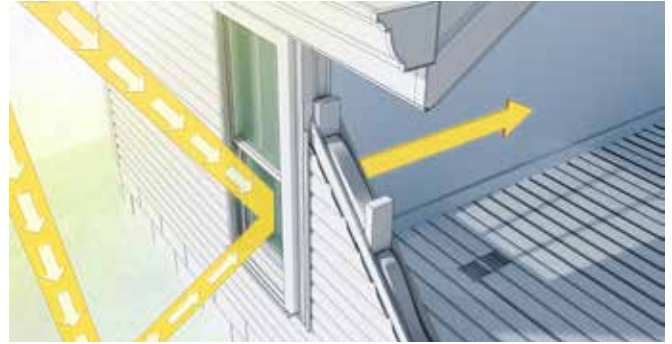
- A U-Factor** – Insulating value of the entire patio door system. Lower numbers reflect better insulating value.
- B Solar Heat Gain Coefficient (SHGC)** – Amount of heat from the sun passing through the glass. Lower numbers indicate glass is keeping heat from entering your home. SHGC is measured on a scale from 0 to 1.
- C Visible Transmittance** – Amount of visible light passing through the glass. Higher numbers indicate glass is allowing more light to enter your home. Visible transmittance is measured on a scale from 0 to 1.
- D Air Infiltration** – How much air is entering or escaping through the patio door. Lower numbers indicate air is kept from entering or escaping.
- E Condensation Resistance** – Amount of moisture it takes for glass to condensate when exposed to extreme interior and exterior temperature changes. Higher numbers indicate better resistance to condensation. Condensation resistance is scored on a scale of 0 to 100.

*For example purposes only. Numbers will vary based on the patio door package chosen.*

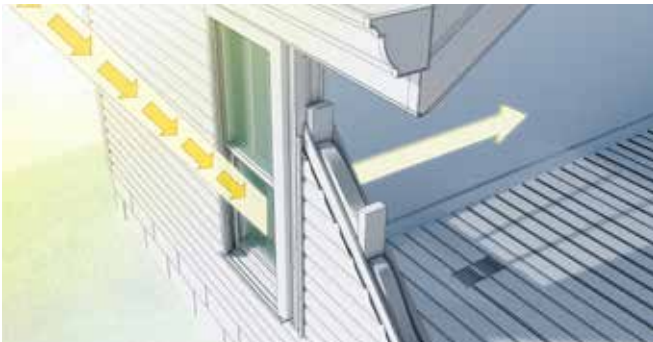
*U-Factor*



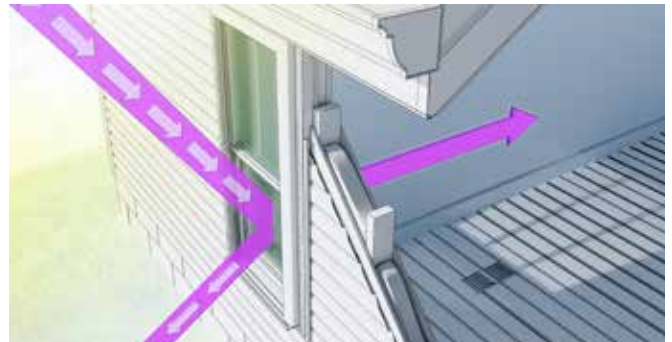
*Solar Heat Gain*



*Visible Transmittance*



*Air Infiltration*



# PRIVACY AND TINT

## Privacy Options

Choose from six different types of glass if you need light to filter in, yet want to maintain privacy. These glass styles look great in rooms where privacy is important.



Chinchilla



Taffeta



Waterfall



Gluechip



Obscure Pebble



Frosted

Actual privacy levels will vary depending on your distance from the glass and also the amount of light in the room in comparison to the light outside your home. For extra privacy, contact customer service to add an extra pane of privacy glass to your patio door order.

## Tint Options

Tinted glass can help reduce UV transmittance, solar heat gain and glare. Tinted glass options can give a room a whole look, providing its own unique set of benefits. Be sure to choose the right one for your home.



Clear Glass



Bronze

High visible light transmittance  
Warm glow to interior décors  
Complements brick and stone  
Ultraviolet light protection



Green

Subdues interior brightness  
High visible light transmittance



Gray

Excellent glare control  
Exceptional protection against interior fabric and color fading  
Ultraviolet light protection



Blue

Low shading coefficient  
High visible light transmittance  
Solar performance (reduces solar heat gain)



# GRIDS

The style of grids you choose can make a big impact on your home's appearance. You can choose from several internal grid patterns including variations of Colonial, Cottage and Prairie styles.



## Internal Grids



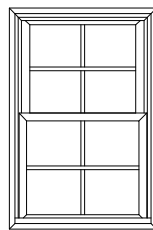
Contoured



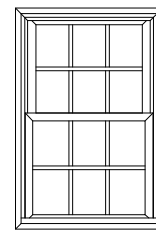
Flat



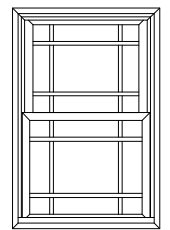
V-Groove  
Available in 3/8"



Cottage



Colonial



Prairie





2-Lite Sliding Patio Door painted Coal Black with White Internal Blinds and Black Signature Hardware

# INTERNAL BLINDS

Internal blinds are a convenient option for blocking harsh sunlight and increasing privacy on patio doors.

Constructed with sturdy aluminum and enclosed in tempered safety glass, the blinds are protected from weathering, damage, and dust, and they are not a hindrance to cleaning your glass.

## *Available Colors*

Internal blinds are available in white plus five other color options to complement any room in the house.



White



Cream



Tan



Silver



Champagne



Black

*Blind slats are 1/2" wide.*

*Internal Blinds come with a **10-year Limited Warranty.***

*Allow for additional lead time on your patio door order.*

*Blinds and grids not available together.*

*Not available in 50" x 80" or 96" x 80" patio door sizes.*

# ART GLASS

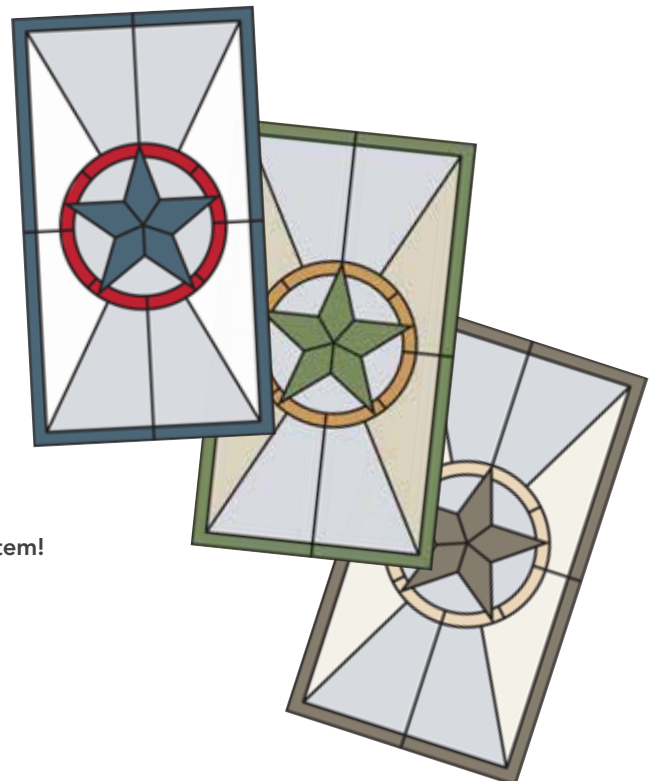
A ProVia® exclusive, Art Glass offers you an opportunity to create a unique artistic statement using design and color. Your patio door glass can reflect the inspiration of your creative vision and allow you to display an original piece of art with beautiful curb appeal.




## *Design A Unique Piece Of Art Glass*

- Using **entryLINK™** or the **ProVia app**, create a patio door configuration, then select “**Art Glass**” as the glass type.
- Choose an Art Glass **design** that suits your unique style.
- Pick a complementary or contrasting **resin bead color**.
- Choose from four elegant **privacy glass options**, or **clear glass**.
- Select **colors** to fill in the design.
  - Select hues from ProVia **Standard** and **Trending** color palettes.
  - **Clear Fill** and **No Fill** may also be chosen as well as custom colors.
  - Color placement and number of colors is pre-determined and will render as you choose them. **Picture this as a a color-by-number system!**

Experiment with various color combinations until you find the perfect match for your home.




## Color Fill Options



↗ Denotes Trending Color

Always refer to our color selector for accurate color representation.

Privacy glass is tempered for safety and this process may cause minuscule surface waves on the glass. Since the surface is not completely flat, the color fill may migrate toward lower points in the glass, resulting in varied saturation levels on the surface.




Clear Fill


### CLEAR FILL

Clear Fill imparts a degree of transparency to privacy glass. The Clear Fill option may be used on privacy glass sections of the design to allow homeowners a clearer, yet translucent view

## Resin Bead Colors




AMERICANA



BLOSSOMS



BROOKHAVEN




CARLISLE



ECLIPSE



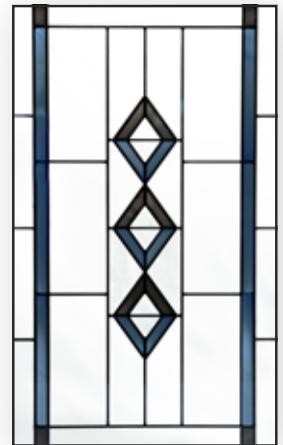
ESMOND




FLORENCE




GEMSTONE



HARBOR



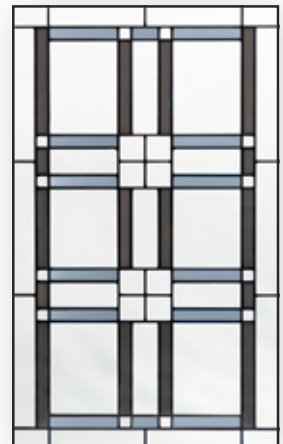
HAVEN



IMPERIAL



LAURENCE



LINCOLN



MANHATTAN



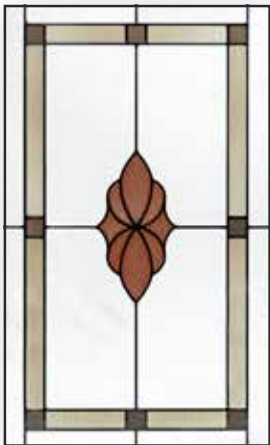
PALM




POPPY




SOMERSET




TACOMA



TRANQUILITY




VERSA



VINTAGE



WESTIN



# DISCOVER MORE

## WEBSITE

ProVia.com makes it easy to explore and compare numerous door, window, siding, stone or roofing options in a straightforward, interactive way. Configure a door or window, visualize products on your home, explore color palettes, and learn about different architectural styles—all from our innovative Design Center. Save your favorite products, colors, photos or ideas throughout the site into your own ProVia® portfolio for reference any time and share them across your favorite social media platforms. ▶




## VISUALIZER

Let your imagination run free with this exterior home design tool. Select from a library of existing home styles or upload a photo of your own home.

In a few easy steps, update your siding color, add stone or metal roofing, configure windows, or create a one-of-a-kind entry door system.

Looking for professionally inspired color and product palettes? Apply one of our pre-selected Designer Collections to create a curb-appealing look. ▼







## APP

Use the ProVia app to configure doors and windows or select from an extensive collection of vinyl siding, manufactured stone and metal roofing styles.

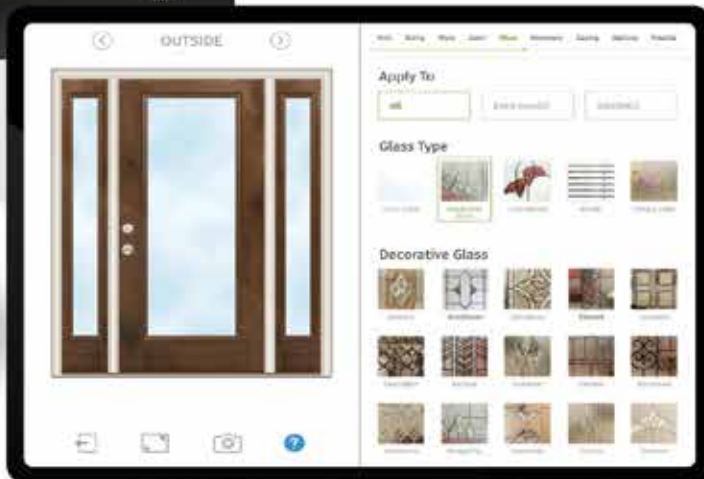
### FEATURES

- Door and Window Configuration
- Vinyl Siding Profiles, Colors and Accessory Accents
- Manufactured Stone Styles, Color Palettes and Grout Options
- Metal Roofing Profiles, Trims and Colors
- Videos, Photo Galleries and Catalogs
- ProVia Dealer Locator



## SOCIAL MEDIA

We love seeing how you apply our products to your home. Please share your photos with us.





7 Chelsea Parkway  
Boothwyn, PA 19061  
1-877-464-8432

**GoGuida.com**



At ProVia, we manufacture energy efficient products and exercise corporate environmental stewardship by recycling, reducing pollution emissions and much more. In fact, our company has received repeated awards from the Environmental Protection Agency such as Partner of the Year - Sustained Excellence for outstanding efforts in energy savings.



DOORS | WINDOWS  
SIDING | STONE | ROOFING  
[provia.com](http://provia.com)

© 2024 ProVia  
11/23

Distributed by: